

Rely Investments



Know Your Financials, Build Your Future...



Everyone Works hard to make money and live a financially independent lifestyle.



But most people are unaware about “what they have” at any given point of time.



Furthermore, most people do not have a clear strategy for financial planning. In today’s rat race, we tend to concentrate on making more money...

We provides complete wealth management system
Focusing on managing you already own.



Lets Test Your Personal Financial Awareness

- Do You Know Your Financial Net worth Today?
- Do You Know What Your Portfolio Composition is?
- Do You Know How much Return You are Getting?
- Do your Family Aware of Your Financial Status, Asset, Liabilities & Insurance Policies?
- Did You Booked Profit When market is On Pick?

If **'No'**, Read on...

Presenting Wealth eoffice

Personal Wealth Management Software

*Mutual Funds
Equity/Stocks*

*Bank FD
Bonds
KUP
PPF
MIS*

*Post Office
RBI Relief Bonds
NSC*

*Life Insurance
General Insurance
Health Insurance*



Wealth Report As On Date : 30 Nov, 09

VIJAY KUMAR VERMA

632 KALANI NAGAR AERODRUM ROAD INDORE INDORE MADHYA PRADESH 452005

PAN : ADQPV5060Q

Investment Portfolio

Particular		Investment		Latest Value		Total Gain(+) / Loss(-)		Absolute Return			
↑ Mutual Fund		285,373.95		455,371.87		169,997.92		59.57%			
Folio Number	Amount	Units	Pur.NAV	Div.Reinv.	Div.Paid.	Latest NAV	Cur.Value	Total	Absolute Return		
RELIGARE BANKING FUND - RETAIL GROWTH											
2101039336	50,000.00	4,347.83	11.50	0.00	0.00	16.14	70,173.91	70,173.91	40.35%		
PRINCIPAL BALANCED FUND - GROWTH PLAN											
57203523	200,000.00	12,307.69	16.25	0.00	0.00	28.35	348,923.07	348,923.07	74.46%		
PRINCIPAL CASH MANAGEMENT FUND - LIQUID OPTION - GROWTH PLAN											
57203523	35,373.95	2,063.78	17.14	0.00	0.00	17.58	36,274.89	36,274.89	2.55%		
Total		285,373.95		0.00		0.00		455,371.87		59.57%	

Show Graphs

↓ Post Office	250,000.00	250,000.00	0.00	0.00%
↓ Fixed Deposite	150,000.00	150,431.47	431.47	0.29%
Total	685,373.95	855,803.34	170,429.39	24.87%

Insurance Portfolio

Particular	Risk Cover	Total Premium / Year
↓ Life Insurance	180,000.00	1,800.00
↓ General Insurance	50,000.00	700.00
Total	230,000.00	2,500.00



Portfolio Summary

Details	Portfolio Holder	Mutual Fund	Post Office	Fixed Deposite	General Insurance	Life Insurance
↓ Show	Abanish pachauri	61,758.09	208,730.42	1,780,934.26	27,500.00	31,400.00
↓ Show	Virendra kumar vaishnav	8,886.23	100,000.00	3,231,066.89	1,334.00	6,000.00
↑ Hide	Yashpal singh negi	157,666.77	100,994.08	10,097,084.04	10,000.00	10,000.00

Family Member's Portfolio

Investment Portfolio

Particular	Investment	Latest Value	Total Gain(+) / Loss(-)	Absolute Return
↓ Mutual Fund				03%
↓ Post Office				99%
↓ Fixed Depo				97%
Total	10,243,288.85	10,355,744.88	112,456.03	1.10%

User Friendly Reports Navigation

Insurance Portfolio

Particular	Risk Cover	Total Premium / Year
↓ Life Insurance	10,000,000.00	10,000.00
↓ General Insurance	1,000,000.00	10,000.00
Total	11,000,000.00	20,000.00

Detailed Valuation Report

MF

Scheme : BIRLA SUN LIFE MIDCAP FUND - GROWTH

Client : Ami [REDACTED]

Address : [REDACTED]

Folio Number : [REDACTED]

PAN : [REDACTED]

SIP Detail Report

Sr.	Date	Transaction Type	Amount	Units In Transaction	Net Earned Units	Purchase Nav	Sell Nav	Dividend Reinv	Dividend Paid	Latest NAV	Transaction Days	Current Value	Total	CAGR (%)	Absolute Return
1	30 Sep, 08	SIP	2,000.00	31.85	31.85	62.80	0.00	0.00	0.00	103.07	452	3,282.47	3,282.47	0.00	64.12%
2	10 Nov, 08	SIP	2,000.00	39.27	71.12	50.93	0.00	0.00	0.00	103.07	411	4,047.56	4,047.56	0.00	102.38%
3	10 Dec, 08	SIP	2,000.00	44.04	115.16	45.41	0.00	0.00	0.00	103.07	381	4,539.51	4,539.51	0.00	126.98%
4	12 Jan, 09	SIP	2,000.00	43.72	158.88	45.75	0.00	0.00	0.00	103.07	348	4,505.81	4,505.81	0.00	125.29%
5	10 Feb, 09	SIP	2,000.00	44.17	203.05	45.28	0.00	0.00	0.00	103.07	319	4,552.60	4,552.60	0.00	127.63%
6	12 Mar, 09	SIP	2,000.00	51.26	254.30	39.02	0.00	0.00	0.00	103.07	289	5,282.96	5,282.96	0.00	164.15%
7	13 Apr, 09	SIP	2,000.00	40.09	294.39	49.89	0.00	0.00	0.00	103.07	257	4,131.87	4,131.87	0.00	106.59%
8	11 May, 09	SIP	2,000.00	36.70	331.09	54.49	0.00	0.00	0.00	103.07	229	3,783.08	3,783.08	0.00	89.15%
9	10 Jun, 09	SIP	2,000.00	25.29	356.39	79.07	0.00	0.00	0.00	103.07	199	2,607.05	2,607.05	0.00	30.35%
10	10 Jul, 09	SIP	2,000.00	28.13	384.52	71.09	0.00	0.00	0.00	103.07	169	2,899.67	2,899.67	0.00	44.98%
11	10 Aug, 09	SIP	2,000.00	24.68	409.20	81.03	0.00	0.00	0.00	103.07	138	2,543.97	2,543.97	0.00	27.20%
12	10 Sep, 09	SIP	2,000.00	22.18	431.38	90.19	0.00	0.00	0.00	103.07	107	2,285.58	2,285.58	0.00	14.28%
Total			24,000.00		431.38	Total		0.00	0.00	Total		44,462.13	44,462.13		85.26%



Select Client



A Common Problem: At the time of transaction Clients don't know about Joint holders, Bank account & other details, they have to call Account Statement again & again. **Here is all information on a click**

Archana Mittal

[Show All folio's](#)

Folio Master Details

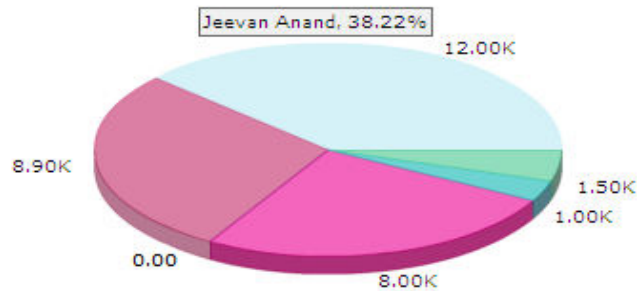
First Holder Name :	Archana [REDACTED]	First Holder PAN No.:	AJPI [REDACTED]
Second Holder Name :	Praveen [REDACTED]	Second Holder PAN No.:	AJEE [REDACTED]
Application Number:	55[REDACTED]5	Cheque Number:	25[REDACTED]2
Address :	1 [REDACTED] Road , Behind Navneet Tower		
City :	Bhopal	Pincode :	434001
Mobile Number:	932431 [REDACTED]	Phone:	0281-443 [REDACTED]
E-mail :	praveen.[REDACTED]@hotmail.com		
First Holder's Bank Name:	State Bank Of India		
Branch:	Palasia Square	Bank City:	Bhopal
Account Number:	1004592 [REDACTED]		
Nominee Name:	Atul [REDACTED]	Relation:	Son

Life Insurance Policy Holding Report

Particular		Risk Cover			Total Premium / Year		
↑ Life Insurance		2,460,000.00			118,900.00		
Policy Number	Scheme Name	Scheme Type	Premium Amount / year	Total Contribution	Insurance Coverage	Mode Of payment	DOC
5452164	Jeevan Anand	Eudowment	72000	12000	500,000.00	Monthly	2 Nov, 2009
548751	SBI Life Shield Term Plan	Term Plan	8900	8900	1,000,000.00	Yearly	16 Jun, 2009
40012457513354	Reliance MF SIP Insure	Term Plan	0	0	360,000.00	Yearly	1 Sep, 2009
9632568751	Birla SL Century SIP Free Insurance	Term Plan	0	0	100,000.00	Yearly	3 Nov, 2009
754154	Aviva Pension plus	Pension Plan	8000	8000	200,000.00	Yearly	19 Mar, 2009
000121545	LIC Jeevan Saral	Endowment	12000	1000	100,000.00	Monthly	19 Feb, 2009
10001254	Reliance Wholelife plan	Pension Plan	18000	1500	200,000.00	Monthly	1 Sep, 2009
Total			118900	31400	2,460,000.00		

 [Hide Graphs](#)

Scheme Exposure
(At the time of Investment)



General Insurance Policy Holding Report

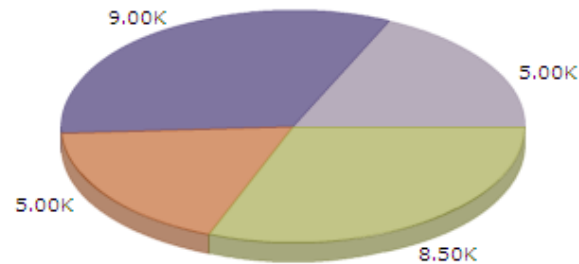


General Insurance

Policy Number	Scheme Name	Premium Amount	Insurance Coverage	Mode Of payment	DOC
89542178	Mediclain	5000	250,000.00	Yearly	2 Nov, 2009
546545	Vehicle(MP09 5521)	9000	550,000.00	Yearly	10 Nov, 2009
5453232	Accidental	5000	1,500,000.00	Yearly	9 Nov, 2009
65656442	Mediclain	8500	250,000.00	Yearly	14 Jul, 2009
Total		27500	2,550,000.00		

 [Hide Graphs](#)

Scheme Exposure
(At the time of Investment)



Fixed Deposit Investment Report

FD

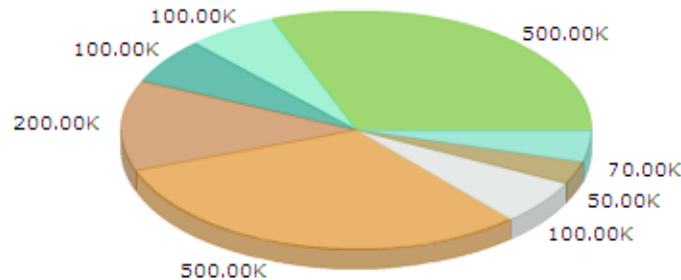
Fixed Deposit



Name Of Issuer	Investment Amount	Current Valuation	Tenure(Days)	Maturity Date	Maturity Amount	Interest Rate	Issue Date
LIC Housing Fin. LTD	500000	513,496.25	365	15 Sep, 2010	550000	10% (yearly)	15 Sep, 2009
HDFC Housing Fin. Ltd.	100000	102,776.65	365	1 Sep, 2010	109000	9% (yearly)	1 Sep, 2009
ICICI Bank	100000	102,800.66	365	17 Aug, 2010	108000	8% (yearly)	17 Aug, 2009
L&T FD	200000	223,208.29	1095	17 Sep, 2011	254000	9% (yearly)	17 Sep, 2008
Kisan Vikas Patra	500000	561,878.61	3285	14 Jul, 2017	1080000	8.40% (yearly)	16 Jul, 2008
National Savings Certificate	100000	126,316.97	2190	12 Dec, 2012	158687	8% (yearly)	14 Dec, 2006
RBI Bonds	50000	61,848.31	1825	12 Dec, 2011	70951	7.25% (yearly)	13 Dec, 2006
Public Provident Fund	70000	88,608.52	5475	30 Nov, 2021	265000	8% (yearly)	4 Dec, 2006
Total	1620000	1,780,934.26					

[Hide Graphs](#)

Scheme Exposure
(At the time of Investment)





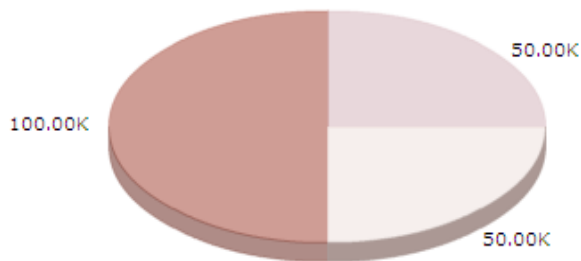
Post Office Investment Report

↑ Post Office

Account Number	Scheme Name	Scheme Type	Investment Amount	Current Valuation	Tenure	Maturity Date	Maturity Amount	Interest Rate	Issue Date
5454654	5YTD	5 Years FD	50000	50,589.39	5 Years	2 Nov, 2014	70000	8%	2 Nov, 2009
54543246	2YTD	2 Years FD	100000	103,488.30	2 Years	21 Jul, 2011	116000	8%	21 Jul, 2009
360215478	5YTD	5 Years FD	50000	54,652.73	5 Years	11 Nov, 2013	75000	8%	11 Nov, 2008
Total			200000	208,730.42					

[Hide Graphs](#)

**Scheme Exposure
(At the time of Investment)**





Set Alerts

Trigger by Achievement for a particular investment

Nimisha Vadhavana

PAN : AGGPV1954N

Scheme Name	Avg.Pur NAV	Cur.Valuation	Abs.Return	Alert Type	Limit	Remarks
DSP BlackRock Top 100 Equity Fund - Regular Plan - Invested Amount : 16,253.45 Pur.Date : 02-01-2009	53.50	28,244.01	73.77%	<input type="button" value="v"/>	<input type="text"/>	<input type="text"/>
DSP BlackRock Liquidity Fund - Regular Plan - Grow Invested Amount : 13,500.00 Pur.Date : 01-06-2009	21.36	13,715.32	1.59%	<input type="button" value="v"/>	<input type="text"/>	<input type="text"/>
HDFC Top 200 Fund - Growth Invested Amount : 17,809.18 Pur.Date : 02-01-2009	97.48	33,333.61	87.17%	<input type="button" value="v"/>	<input type="text"/>	<input type="text"/>
HDFC Liquid Fund - Growth Invested Amount : 10,000.00 Pur.Date : 01-06-2009	17.62	10,268.34	2.68%	<input type="button" value="v"/>	<input type="text"/>	<input type="text"/>

NAV Alert
 Abs.Return
 Valuation Alert
 Date

Set Alert !

Reset

Set Profit Booking Trigger

Set NAV Target Trigger

Set Target Date Trigger

- **Life Insurance policy Maturity Reminders**
- **General Insurance Policy Renewal Reminders***
- **FD/ PO/ Bond/ Debenture Maturity Reminders**
- **Life Insurance Pay Premium Reminder***
- **Set Monthly Schedule of MF/ Wealth Report on SMS/Email**



*Coming Soon in Wealth eoffice

Thank you

Looking forward to Create , Preserve
and Manage your Wealth.

